



**ILLINGWORTH INGHAM**  
M/C/R LTD



# THE PROFILE PROFESSIONALS

*Specialists in machined and sawn timber, softwood and hardwood...*



# introduction



**Simon Graveley**  
Chairman



**ILLINGWORTH INGHAM**  
M/CR LTD

A lot has changed in the 84 years since Illingworth Ingham (M/cr) Ltd was founded, but I would like to think that the principles on which my great grandfather built the business still remain at the heart of the business today. Those principles were to "provide the highest quality timbers at the best possible price."

Situated on a 7 acre site right in the heart of Trafford Park in Manchester we have our own transport fleet delivering daily across the north of England and throughout the Midlands and one of the largest on-site

machining facilities in the UK, complete with a range of treatment and finishing services.

I hope you will find this brochure useful in giving you a taste of the range of products and services that Illingworth Ingham (M/cr) Ltd have to offer, but more information is always available from our website [www.iitimber.com](http://www.iitimber.com) or from our knowledgeable customer support team who will be delighted to help you on **0161 872 1841** or email [office@iitimber.co.uk](mailto:office@iitimber.co.uk)

We are looking forward to serving the UK timber industry over the next 80 years...



# state of the art machining facility...

Truly professional machining and finishing of timbers requires a combination of specialist knowledge and state of the art technology and that is exactly what Illingworth Ingham (M/cr) can provide.

*“Highly skilled professionals all dedicated to meeting your needs and providing a first class service”*

We are skilled in the art of being able to produce mouldings from Architects designs and being able to reproduce the pattern of existing features such as skirting, dado, architraves, cladding etc from samples or drawings.

Our extensive, on-going investment programme enables us to offer one of the largest on-site machining facilities in the UK.

With 8 Weinig Moulders, one Unimat 30EI, one Fast Feed Line, two Multi-Rip Saws and two Cross Cut Saws we are able to deliver:

◆ **Quick Turnaround With Superior Finish**

Our flexibility, quick change tooling and responsiveness means we can deliver a first class product, produced to your exact specification, to your timescale and to your budget.

◆ **The Ability To Exactly Reproduce the Same Profile Time After Time**

Our 1000 Moulders have the capability to memorise profiles, enabling us to reproduce the same profile to your exact specification time and time again – and all with an excellent finish!

◆ **Wide Board Planing And Moulding – Up To A Full 300mm (12”)**

◆ **Superb Straightening With The Ability To Saw To Size With The Utmost Precision**

◆ **Large Volumes Or One-Off Runs – We Can Handle Them All**

Our four Fastset Moulders are CNC computer controlled which gives us the capability to quickly produce large volume orders as well as small runs and small batches, all with a superior finish.

◆ **Machining To Virtually Any Size Or Shape.**


Our versatility is second to none. Whether you require a 63 x 150 oak handrail or a small softwood bead we have the capability to handle it all.



**ILLINGWORTH INGHAM**  
M/CR LTD



## from drawing to delivery



CAD design from initial sketch or making template from CAD sample.

Whilst we have a huge array of off-the shelf profiles in stock for you to choose from, sometimes you want to have something a little bit different, something unique. It may be you have a design you want to create that is truly individual or it may be that the confines of a job means that "standard" options will not work for you.

If this is the case you have come to the right place. Illingworth Ingham (M/cr) Ltd can offer you a truly bespoke design service, using the latest CAD technology. You simply provide us with a sketch of your requirements, a sample you wish to replicate or even a photograph and we will do the rest.



Setting stand



Making cutter



Cutter in blocks

## treatment services



### Solvent Based Wood Preservation

We offer organic solvent based wood preservatives in the form of OSMOSE PROTIM FDR418V vacuum impregnated treatment for joinery quality redwoods and hardwoods.

#### Advantages

- ◆ Highly effective against brown and white rot.
- ◆ Does not cause warping or twisting of timber or affect wood dimensions.
- ◆ Provides long lasting protection to building timbers.
- ◆ Formulated principally for the treatment of joinery.
- ◆ Does not contain water.
- ◆ Non-corrosive to metals.
- ◆ May be decorated with alkyd and acrylic finishes.

Suitable for claddings, internal and external joinery. Best material for use in non-shrinkage and movement of timber.

Available for in-house machined or sawn timber orders or for customers' own timber products

### Vacuum Coating Line

**Why waste valuable resource priming and lacquering timber when we can do it for you?**

Our latest upgrade in coating technology allows the **PRIMING, LACQUERING and CLEAR SEALING of TIMBER PRODUCTS up to 63mm x 180mm.**

#### The Advantages To You

- ◆ All machined items up to 63mm x 180mm can be coated and delivered direct to site.
- ◆ Clear sealing produces a wipeable finished surface; thus ensuring quality of material is maintained on site.
- ◆ Professional finish.
- ◆ Cost effective process - saving you time and money.

*Wider and thicker timber components  
without sacrificing stability!*

## engineered timber

### What Is Engineered Timber?

Engineered timber is a structural timber product comprising several layers of timber glued together and then laminated to create a single, large strong piece of timber.

At Illingworth Ingham we produce engineered timbers in European Oak, Sapele, Idigbo and Redwood.

Ideal for door sections, stair components and frame and sash sections in windows.

### Why we Machine all our Engineered Timber Components not just once, but twice.

As with all our products, we take a real pride in our Engineered Timber Components, going that extra mile to ensure the best possible finished product. Every

component is therefore sawn; oversize machined, laminated and then re-machined to ensure that it completely matches your specification and also our stringent quality standards.

The process also has the added benefit of making the finished product water resistant.

In terms of sizes, you are looking up to 5m long x 900mm wide by 100mm thick.

### The Benefits of Engineered Timber

- ◆ Free from dry-cracks and twisting.
- ◆ Stronger, longer lasting and more attractive finish than whole timber due to defect removal.

- ◆ For large cross sections of timber it is more cost-effective as these can be produced from ordinary timber, rather than rare and expensive, thick, aged trees.
- ◆ Free from excessive shrinking and setting.
- ◆ Can be machined to a range of profiles.

### And the really good news is it probably won't cost you as much as you think!

We can produce components up to 5m long x 900mm wide by 100mm thick.

Door Components	
	Section
Stile	72 x 120mm
Stile	72 x 95mm
Rail	72 x 200mm
Stile	63 x 115mm finger jointed 6.0 lengths
Stile	63 x 120mm
Rails	63 x 200mm
Rails	63 x 120mm
<b>Available in European Oak, Sapele, Idigbo and Redwood.</b>	
Redwood and European Oak Stiles are sold in sets of one long length and one short length.	

Window Components	
	Section
Sash or Casement	63 x 63mm
	63 x 75mm
	63 x 86mm
	72 x 75mm
	63 x 58mm
	72 x 58mm
Outer Frame, Jamb, Head	96 x 63mm 96 x 75mm 83 x 66mm 95 x 72mm
<b>Available in European Oak, Sapele, Idigbo and Redwood.</b>	

Stair Components		
	Section	Length
Newels	90 x 90mm	2.1m
Newels	90 x 90mm	3.0m
Newels	115 x 115mm	0.865mm
Strings	32 x 275mm	4.2m
<b>Available in European Oak / White</b>		

But don't just take our word for it. Here are a few comments from some of our customers:

*"I have been delighted with the quality of Illingworth Ingham's Engineered Timber, because the end product is much more stable it has meant reduced labour costs in fitting. The fact that the quality of machining is excellent has been very noticeable in that specifications are tightly adhered too, which again helps to reduce site stress."*

Look for FSC  
Certified products



## hardwood timbers - Available bulk sawn or machined section

### KD African Idigbo



**Origin** - West Africa

**Average Density** - 540 kg/m<sup>3</sup>

**Uses** - Domestic flooring, furniture and high class joinery. Interior and exterior work.

**Durability** - Heartwood durable in terms of preservative treatments. Sapwood moderately resistant.

**Working Properties** - Easy to machine. Generally unsuitable for steam bending. Can be planed, cross cut, sawed and nailed satisfactorily. Good for gluing.

### KD African Iroko



**Origin** - Africa

**Average Density** - 660 kg/m<sup>3</sup>

**Uses** - Suitable for many purposes for which teak is used, including exterior and interior joinery.

**Durability** - Heartwood - Very Durable. Sapwood permeable. Extremely resistant to preservative treatment.

**Working Properties** - Machines with medium ease. Satisfactory for nailing and gluing and can be planed.

### KD African Sapele



**Origin** - West Africa

**Average Density** - 620 kg/m<sup>3</sup>

**Uses** - Widely used for furniture, joinery, Shopfittings, decorative flooring etc.

**Durability** - Heartwood moderately durable. Resistant to preservative treatment. Sapwood moderately resistant

**Working Properties** - Medium machinability. Buckles and ruptures severely when bent. Good for nailing and gluing and can be planed. **FSC® available on request.**

### KD Meranti (Dark, Heavy Species)



**Origin** - Far East

**Average Density** - 670 kg/m<sup>3</sup>

**Uses** - General Joinery, shopfitting, furniture, parquet floors, boat building and construction.

**Durability** - Heartwood moderately durable to durable. Sapwood fairly permeable to permeable.

**Working Properties** - Generally easy to plane and saw. Usually easy to rout with machine tools. Generally good to turn, carve, nail, screw and glue. Relatively easy to bore. Poor for steam bending. **PEFC available on request.**

### Keruing



**Origin** - South East Asia

**Average Density** - 740 kg/m<sup>3</sup>

**Uses** - Heavy structural uses, flooring.

**Durability** - Moderately Durable.

**Working Properties** - The wood stains satisfactorily, but due to the resin, varnishing and polishing require a lot of care. It takes nails and screws reasonably well, but its gluing properties are variable.

**PEFC available on request.**

### KD Hard Maple 90/10 Grade



**Origin** - Eastern USA.

**Average Density** - 630 kg/m<sup>3</sup>

**Uses** - Flooring, furniture, panelling, kitchen cabinets, worktops and table tops, interior joinery: stairs, handrails, mouldings, and doors. Not suitable for exterior.

**Durability** - Non-Durable. Rated as slightly or non-resistant to heartwood decay.

**Working Properties** - Nailing and screwing properties are fair. Planing, drilling, carving, moulding and gluing properties good. Sawing, boring and turning excellent. **FSC® available on request.**



## hardwood timbers - Available bulk sawn or machined section

### European Steamed Beech



**Origin** - Mainly Germany

**Average Density** - 720 kg/m<sup>3</sup>

**Uses** - Common uses include cabinetry, high-class joinery, furniture, chairs, desks, domestic flooring, sliced veneer and plywood. Also used in musical instruments, toys and sports equipment.

**Durability** - Perishable.

**Working Properties** - Easy to machine. Nails and glues well. Exceptional steam bending properties. **FSC® & PEFC available on request.**

### Prime Grade A European Oak



**Origin** - Italy

**Average Density** - 670 kg/m<sup>3</sup>

**Uses** - Highly desired as a decorative wood for panelling and joinery. Also used for furniture and cabinet work, internal and external joinery, flooring, veneering and shopfitting.

**Durability** - Moderate. Heartwood naturally resistant to decay. Sapwood permeable.

**Working Properties** - Generally satisfactory for sawing and machining. Usually good to turn, carve and glue. Often difficult to nail and screw and should be pre-bored. **FSC® & PEFC available on request.**

### KD American White Oak



**Origin** - Eastern USA


**Average Density** - 760 kg/m<sup>3</sup>

**Uses** - Construction, furniture, flooring, architectural joinery, exterior joinery, mouldings, doors, kitchen cabinets, panelling, railway sleepers, timber bridges, barrel staves, coffins and caskets.

**Durability** - Durable.

**Working Properties** - Machines well. Good for sawing, planing, boring, turning, carving, moulding, nailing, screwing and gluing. Excellent for drilling. **FSC® available on request.**

### KD American Cherry 90/10 Grade



**Origin** - Eastern USA.

**Average Density** - 580 kg/m<sup>3</sup>

**Uses** - Furniture and cabinet making, high class joinery, kitchen cabinets, mouldings, panelling, flooring, doors, boat interiors, turning and carving.

**Durability** - Rated as resistant to heartwood decay.

**Working Properties** - Good for sawing, nailing, screwing and gluing. Excellent for planing, drilling, boring, turning, carving and moulding. **FSC® available on request.**

### KD American Red Oak 90/10 Grade



**Origin** - Eastern USA

**Average Density** - 790 kg/m<sup>3</sup>

**Uses** - Construction, furniture, flooring, architectural interiors, internal joinery and mouldings, doors, kitchen cabinets, panelling, coffins and caskets. Not suitable for tight cooperage

**Durability** - Rated slightly non-resistant to heartwood decay.

**Working Properties** - Machines well. Good for sawing, boring, turning, carving, nailing, screwing and gluing. Excellent for planing, drilling and moulding. **FSC® available on request.**

### KD American White Ash



**Origin** - Eastern USA.

**Average Density** - 670 kg/m<sup>3</sup>

**Uses** - Furniture, flooring, doors, architectural interiors, high class joinery and moulding, kitchen cabinets, panelling, tool handles, sports goods and turning.

**Durability** - Non-Durable.

**Working Properties** - Machines Well. Good for sawing, planing, drilling, boring, carving, moulding, nailing, screwing and gluing. Excellent for turning. **FSC® available on request.**



## hardwood timbers - Available bulk sawn or machined section

### American Poplar/Tulipwood



**Origin** - Eastern USA

**Uses** - Light construction, furniture, interior joinery, kitchen cabinets, doors, panelling and mouldings.

**Durability** - Non-resistant to decay. Potentially ideal for preservative treatment.

**Working Properties** - Easy to machine. Good for sawing, drilling, boring, turning, carving, nailing, screwing and gluing. Excellent for planing and sanding. **FSC® available on request.**

### American Walnut



**Origin** - Eastern & Central USA

**Uses** - Furniture, cabinet making, architectural interiors, high class joinery and panelling.

**Durability** - Very resistant to heartwood decay. One of the most durable woods.

**Working Properties** - Good for sawing, drilling, boring, turning, carving, nailing, screwing and gluing. Excellent for planing, turning and moulding. **FSC® available on request.**

### African Utile



**Origin** - West Africa

**Average Density** - 660 kg/m<sup>3</sup>

**Uses** - Suitable for furniture and cabinet work, and interior and exterior joinery and construction work.

**Durability** - Heartwood durable. Extremely resistant to preservative treatment.

**Working Properties** - Good Moulding Properties. Buckles severely when bent. Nails satisfactorily and good for gluing. **FSC® available on request.**

## softwood timbers - Available bulk sawn or machined section

### UPPER GULF Vth Swedish Redwood



**Origin** - Scandinavia

**Average Density** - 510 kg/m<sup>3</sup>

**Uses** - The timber may be used for furniture, mouldings, joinery, kitchen cabinets, doors, panelling, construction and flooring. Often used as a teak substitute.

**Durability** - Non-Durable.

**Working Properties** - Machines well but knots or resin can sometimes cause problems. Does not bend well. Glues well and nails and screws satisfactorily. **FSC® and PEFC available on request.**

### Western Red Cedar



**Origin** - North America and Canada

**Average Density** - 370 kg/m<sup>3</sup>

**Uses** - Good for panelling and moulding. Popular for exterior applications such as Decking, Fences, Gates and Sidings. Ideal for cladding.

**Durability** - Durable. Class 2 - Long lasting when properly treated.

**Working Properties** - Planes and sands clearly and machines well too. Cutting resistance is small but can have a tendency to fray during cross cutting. Easy to nail and glues well with a range of adhesives.

**PEFC available on request.**

### Whitewood



**Origin** - Scandinavia

**Average Density** - 510 kg/m<sup>3</sup>

**Uses** - May be used for all the normal softwood purposes including general joinery, furniture, interior joinery, flooring and construction.

**Durability** - Non-durable.

**Working Properties** - Good to machine. Not popular for purposes such as turning or steam bending. **FSC® and PEFC available on request.**





## softwood timbers - Available bulk sawn or machined section

### Unsorted Redwood



**Origin** - Scandinavia


**Average Density** - 510 kg/m<sup>3</sup>

**Uses** - The timber may be used for furniture, mouldings, joinery, kitchen cabinets, doors, panelling, construction and flooring. Often used as a teak substitute.

**Durability** - Non-durable.

**Working Properties** - Machines well but knots or resin can sometimes cause problems. Does not bend well. Glues well and nails and screws satisfactorily. **FSC® and PEFC available on request.**

### Thermowood




**Uses** - An ideal choice for cladding.

**Durability** - High durability and excellent stability.

**Working Properties** - The Thermowood process improves the characteristics of softwoods to levels found in tropical hardwoods. There is a reduction in the splitting strength properties compared to the original timber. Resin leakage through knots or pitch pockets is removed. **FSC® and PEFC available on request.**

### Southern Yellow Pine



**Origin** - USA


**Average Density** - 660 kg/m<sup>3</sup>

**Uses** - Southern Yellow Pine is reputed to be the strongest softwood structural timber species. Used for general joinery, especially staircase work.

**Durability** - Moderate.

**Working Properties** - Good.

### Siberian Larch



**Origin** - Russia


**Average Density** - 750 kg/m<sup>3</sup>

**Uses** - Commonly used for cladding and joinery. Ideal for exposed elevations as it is very hardwearing and an excellent insulator. Siberian Larch is also growing in popularity for floors, windows, door frames and furniture.

**Durability** - Durable.

**Working Properties** - Siberian Larch can be sawn, drilled or machined without any problem. **FSC® available on request.**

### Vertical Grain Hemlock



**Origin** - North America and Canada

**Average Density** - 700-750 kg/m<sup>3</sup>

**Uses** - Commonly used for a range of general joinery purposes including beams, flooring, exterior trims and sidings, furniture, joists, panelling, parquet floors and cabinet making.

**Durability** - Non-durable unless treated.

**Working Properties** - Very easy to machine and mould and planes to a good finish. Good nail holding properties. Very good resistance to splitting and screwing properties. Easily glued. **PEFC available on request.**

### Clear Douglas Fir



**Origin** - North America and Canada

**Average Density** - 530 kg/m<sup>3</sup>


**Uses** - Ideal for all types of internal and external joinery applications including fascia, doors, millwork, window and door casings, mantels, shelving, cladding, panelling, stairs and flooring.

**Durability** - Rated as moderately resistant to decay. Needs proper and adequate protection.

**Working Properties** - Moulding qualities very good. Easy to cut, saw, plane and turn. Works readily with hand and power tools. Nails and glues easily. **PEFC available on request.**

# primed mdf mouldings - All available in full packs and split packs


## Option 1 - Ogee 1 Primed MDF Mouldings

 <p>ogee 1</p>	Thickness mm	Width mm	Pcs Per Pack	Length mm
	18	x 68	224	5400
	18	x 119	128	5400
	18	x 168	96	5400


## Option 2 - Torus 1 Primed MDF Mouldings

 <p>torus 1</p>	Thickness mm	Width mm	Pcs Per Pack	Length mm
	18	x 68	224	5400
	18	x 94	170	5400
	18	x 119	128	5400
	18	x 168	96	5400
	18	x 219	72	5400


## Option 3 - Ovolo 1 Primed MDF Mouldings

 <p>ovolo 1</p>	Thickness mm	Width mm	Pcs Per Pack	Length mm
	15	x 44	440	5400
	15	x 68	280	5400


## Option 4 - Lambs Tongue 5 Primed MDF Mouldings

 <p>lambs tongue 5</p>	Thickness mm	Width mm	Pcs Per Pack	Length mm
	18	x 68	224	5400
	18	x 119	128	5400


## Option 5 - Rounded One Edge 9mm Primed MDF Mouldings

 <p>rounded edge</p>	Thickness mm	Width mm	Pcs Per Pack	Length mm
	15	x 44	440	5400
	15	x 68	280	5400
	15	x 94	200	5400
	15	x 119	160	5400
	18	x 44	352	5400
	18	x 94	170	5400

## Option 6 - Chamfered and Rounded Primed MDF Mouldings

 <p>chamfered &amp; rounded</p>	Thickness mm	Width mm	Pcs Per Pack	Length mm
	15	x 44	440	5400
	15	x 68	280	5400
	15	x 94	200	5400
	18	x 119	128	5400

## Option 7 - Windowboard Primed MDF Mouldings

 <p>windowboard</p>	Thickness mm	Width mm	Pcs Per Pack	Length mm
	25	x 144	91	3660
	25	x 194	60	5400
	25	x 219	52	5400
	25	x 244	48	5400
	25	x 294	39	5400

# metric conversion tables

**Table A. Metres Per Cubic Metre (m/m<sup>3</sup>)**

mm	13mm	16mm	19mm	22mm	25mm	32mm	38mm	50mm	63mm	75mm	100mm
19mm	4048	3289	2770								
22mm	3496	2841	2392	2066							
25mm	3077	3500	2105	1818	1600						
32mm	2404	1953	1645	1420	1250	977					
38mm	2024	1645	1385	1196	1053	822	693				
44mm	1748	1420	1196	1033	909	710	598				
47mm	1637	1330	1120	967	851	665	560				
50mm	1538	1250	1053	909	500	625	525	400			
63mm	1221	992	835	722	635	496	418	317	252		
75mm	1026	833	702	606	533	417	351	267	212	178	
88mm	874	710	598	517	455	355	299	227	180	152	
100mm	769	625	526	455	400	313	263	200	159	133	100
115mm	669	543	458	395	348	272	229	174	138	116	87
125mm	615	500	421	364	320	250	211	160	127	107	80
140mm	549	446	376	325	286	223	188	143	113	95	71
150mm	513	417	351	303	267	208	175	133	106	89	67
175mm	440	358	301	260	229	179	150	114	91	76	57
200mm	385	313	263	227	200	156	132	100	79	67	50
225mm	342	278	234	202	178	139	117	89	71	59	44
250mm	308	250	211	182	160	125	105	80	63	53	40
275mm	280	227	191	165	145	114	96	73	58	48	36
300mm	256	208	175	152	133	104	88	67	53	44	33

**Table B. Lengths**

Nearest Imperial			Metric		Nearest Imperial			Metric	
Length Feet	Metric Imperial	Length M	Equivalent Feet	Inches	Length Feet	Metric Imperial	Length M	Equivalent Feet	Inches
6	1.83	1.8	5	10 ½	14	4.27	4.2	13	9 ¾
7	2.13	2.1	6	10 ¾	15	4.57	4.5	14	9 ½
8	2.44	2.4	7	10 ½	16	4.88	4.8	15	9
9	2.74	2.7	8	10 ¼	17	5.18	5.1	16	8 ¾
10	3.05	3	9	10 ¼	18	5.49	5.4	17	8 ½
11	3.35	3.3	10	9 ¾	19	5.79	5.7	18	8 ¼
12	3.66	3.6	11	9 ¾	20	6.1	6	19	8 ¼
13	3.96	3.9	12	9 ½	21	6.4	6.3	20	8

**Table C. Conversion Factors**

To Convert	To	Multiply By
	<b>Length</b>	
Inches	Millimetres	25.4 mm
Feet	Metres	0.3048m
Metres	Inches	39.3701 in
Metres	Feet	3.28084 ft
	<b>Area</b>	
Square Feet	Square Metres	0.092903 m <sup>2</sup>
Square Yards	Square Metres	0.836127 m <sup>2</sup>
Squares (100 sq ft.)	Square Metres	9.2903 m <sup>2</sup>
Square Metres	Square Feet	10.7639 ft <sup>2</sup>
Square Metres	Square Yards	1.19599 yd <sup>2</sup>
Square Metres	Square 9 (100 sq ft)	0.107639 squares
	<b>Volume</b>	
Cubic Feet	Cubic Metres	0.0283168 m <sup>3</sup>
Standards	Cubic Metres	4.67228 m <sup>3</sup>
Cubic Metres	Cubic Feet	35.3147 ft <sup>3</sup>
Cubic Metres	Standards	0.21403 Standards

To Convert	To	Multiply By
	<b>Weight</b>	
Tins	Kilograms (1000g)	1016.05 kg
Tins	Metric Tonnes (1000g)	1.016047 tonnes
Metric Tonnes	Tons	0.984207 UK tonnes
Kilograms	Tons	0.00098421 UK Tons
	<b>Price Per Unit Length</b>	
Per 100 Feet	Per 100 Metres	3.28084
Per 100 Metres	Per 100 Feet	0.03048
	<b>Price Per Unit Area</b>	
Per 100 sq Feet	Per 100 sq Metre	10.7636
Per 100 sq Metre	Per 100 sq Feet	0.092906
Per 100 sq Yards	Per 100 sq Metre	1.19539
Per 100 sq Metre	Per 100 sq Yards	0.836127
	<b>Price Per Unit Volume</b>	
Per Standard	Per cu Metre	0.214028
Per cu Metre	Per Standard	4.67228
Per cu Foot	Per cu Metre	35.3147
Per cu Metre	Per cu Foot	0.0283168

turnaround  
and delivery

*Specialists In Machined And Sawn  
Timber, Softwood & Hardwood.*



#### **Delivery**

For stock timbers we will try to deliver next day wherever possible.

Having our own fleet of 10 vehicles ranging in size from 36 tonnes down to 7½ tonnes, some with crane offload, gives us the flexibility and capability to provide a fast, efficient delivery service.

This liveried fleet is manned by our own experienced drivers, all committed to ensuring our high quality of service is continued right through to delivery.

We have vehicles in Birmingham, Wales, Lancashire, Yorkshire and Manchester daily.

Deliveries are normally free of charge, however dependent on order value and distance a small charge may be applicable.

We can deliver right to your door to your required specification, quality and on time.

#### **Machining Turnaround**

Our standard machining turnaround is 5-7 days however some more complex bespoke work may take longer. We do offer an Express 48 hour machining service where possible. There may be an extra charge for this service.

**Call our sales line on  
0161 872 1841 or visit  
[www.iitimber.com](http://www.iitimber.com)**



**ILLINGWORTH INGHAM**  
M/CR LTD

#### **Illingworth Ingham (M/cr) Ltd.**

Village Way, Trafford Park, Manchester, M17 1AD

Tel: 0161 872 1841 Fax: 0161 872 2501

Email: [office@iitimber.co.uk](mailto:office@iitimber.co.uk)

**Branches:** Macclesfield | Hyde | Stretford | Stockport



**Roger Haydock** - A Division of Illingworth Ingham (M/cr) Ltd

[www.iitimber.com](http://www.iitimber.com)